



**KING EDWARD VI  
LORDSWOOD  
SCHOOL FOR GIRLS**

---

*Educational excellence for our City*

**UNIFORM**  
**GUIDE**

# INTRODUCTION

Everyone who visits King Edward VI Lordswood School for Girls always comments on the immaculate presentation and excellent behaviour of our students. We believe that both factors are intrinsically linked. We do ‘sweat the small stuff’ which ensures that the lower level issues never escalate in to bigger situations. This starts with our uniform.

We know that you want your child to attend a well ordered school where behaviour is good, bullying is rare and students learn. This starts with respecting the boundaries of a smart uniform.

Students do wear their uniform with pride, and we make no apology for picking up on small infractions of the policy as this reduces the pressure on others to ‘follow the crowd’.

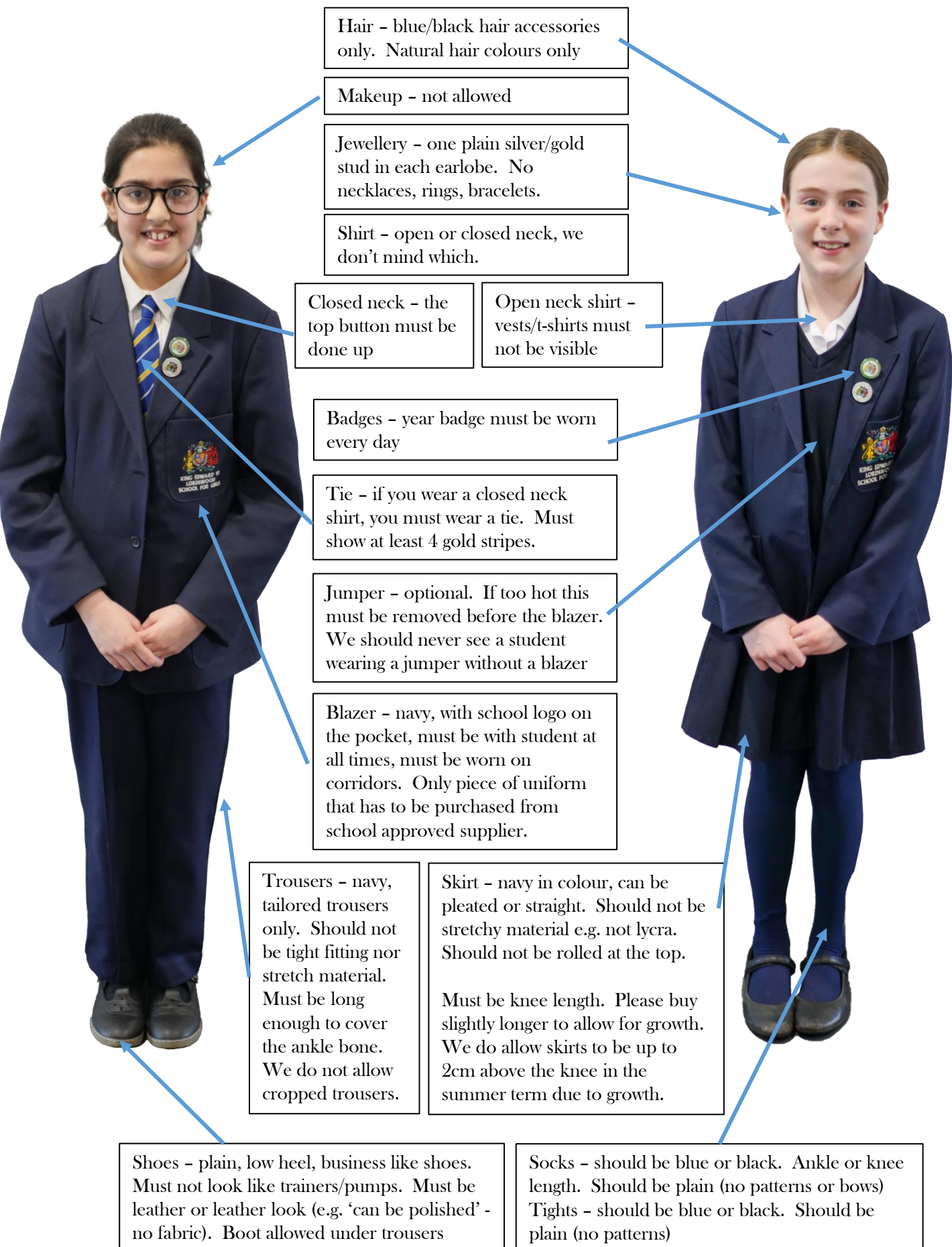
We ask parents to support us in maintaining this culture by reading the following pages carefully and only buying uniform that meets the required standards (I know your child will try to convince you that ‘everyone is wearing trainers/stretchy skirts/skin tight trousers/red hair/fake nails’ – I can assure you that they are not! If you are unsure what is acceptable, please contact your child’s review tutor who will be able to confirm what is an isn’t allowed.



I hope you find this uniform guide useful

Mrs. Cooney  
Head teacher

# DAY UNIFORM- KS3/KS4 (Quick guide)



Hair - blue/black hair accessories only. Natural hair colours only

Makeup - not allowed

Jewellery - one plain silver/gold stud in each earlobe. No necklaces, rings, bracelets.

Shirt - open or closed neck, we don't mind which.

Closed neck - the top button must be done up

Open neck shirt - vests/t-shirts must not be visible

Badges - year badge must be worn every day

Tie - if you wear a closed neck shirt, you must wear a tie. Must show at least 4 gold stripes.

Jumper - optional. If too hot this must be removed before the blazer. We should never see a student wearing a jumper without a blazer

Blazer - navy, with school logo on the pocket, must be with student at all times, must be worn on corridors. Only piece of uniform that has to be purchased from school approved supplier.

Trousers - navy, tailored trousers only. Should not be tight fitting nor stretch material. Must be long enough to cover the ankle bone. We do not allow cropped trousers.

Skirt - navy in colour, can be pleated or straight. Should not be stretchy material e.g. not lycra. Should not be rolled at the top.

Must be knee length. Please buy slightly longer to allow for growth. We do allow skirts to be up to 2cm above the knee in the summer term due to growth.

Shoes - plain, low heel, business like shoes. Must not look like trainers/pumps. Must be leather or leather look (e.g. 'can be polished' - no fabric). Boot allowed under trousers

Socks - should be blue or black. Ankle or knee length. Should be plain (no patterns or bows)  
Tights - should be blue or black. Should be plain (no patterns)

# DAY UNIFORM- KS3/KS4 (detailed)

<b>BLAZER</b>	Navy blazer, KEVI logo on the left hand pocket. Must be worn in the corridors during lesson changeovers. Can be removed if it is warm, however it is expected that the optional jumper is removed before the blazer.
<b>BADGES</b>	Year badge must be worn at all times on the left lapel of the school blazer. A charge will be made to replace lost badges. Only pin badges provided by the school are permitted to be worn on the school uniform. One appropriate charity pin badge can also be worn as long as it is non-partisan or non-political (in line with DfE guidance) .
<b>WHITE SHIRT</b>	Plain white shirt with either open neck or button up neck. If wearing a button up neck, the top button must be done up at all times and tie must be worn. Shirts should be tucked in all at all times. A plain white vest or t-shirt can be worn underneath but must not be visible through the shirt or above the neckline of the shirt e.g. a round neck top should not be worn with an open neck shirt.
<b>SCHOOL TIE</b>	If wearing a button neck shirt, the school tie must be worn at all times with at least four gold stripes showing below the knot, the knot should cover the top button of the shirt.
<b>JUMPER</b>	This is an optional piece of uniform. Plain navy, V-necked jumper with the option of KEVI logo added. If worn, the jumper must be worn under the blazer, not instead of the blazer. Jumpers should not be tucked in to skirts/trousers or tied up at the back. Cardigans, hoodies, sweatshirts and similar are not allowed to be worn at any time on school site. When jumpers are not being worn, they must be placed in the student's bag or locker (not worn around the waist or over shoulders).
<b>SKIRT</b>	Plain navy blue. The length of the skirt should be knee length. It should be no longer than mid-calf. We do allow skirts to be up to 2cm above the knee in the summer term due to growth. The waistband should not be turned over. Split skirts or skirts in denim, corduroy, knitted wool, or stretch fabrics are not allowed.



# DAY UNIFORM- KS3/KS4 (detailed)

## TROUSERS

Plain navy blue, full length, straight legged, tailored trousers.

Trousers in denim, corduroy and stretch fabrics or skin tight trousers are not allowed.

Skinny fit and tapered trousers are not acceptable.

Cargos are not permitted

Trousers should cover the ankle bone. Ankle length/cropped trousers are not permitted. Belts, if worn, should be plain.



## SOCKS/ TIGHTS

Plain socks/tights in navy blue or black.

Socks/tights should not have any ribbons or patterns on them.

Socks should be knee or ankle length.

## HEAD SCARVES

Any plain navy blue headscarf can be worn.

Skull caps, if worn, should be plain and the same colour as the headscarf.

Lace or beading is not permitted. The headscarf should be worn in a way as to allow the logo on the school blazer or jumper to be visible.

## SHOES

Shoes should be plain black leather or fake leather with low heels (no higher than 2.5cm).

Flat, low ankle boots (no more than eight eyelets if of a lace up variety) can be worn under trousers, trouser should not be tucked into boots. Full length/knee length boots are not permitted

Boots are not permitted with skirts.

Large decorative bows and buckles etc are not allowed.

Sandals, platform shoes, high heeled shoes, fabric shoes, pumps and trainers (or look like trainers) are not acceptable. Shoes with coloured logos are not permitted e.g. Kickers.

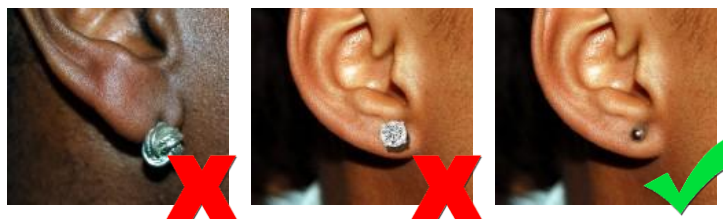
Coloured stitching is not permitted.

Soles should be black.



# ACCESSORIES- KS3/KS4

<b>JEWELLERY</b>	One small, discreet religious symbol can be worn as long as it is not visible. One wrist watch, not a smart watch, is permitted. One plain, silver or gold stud, which must not be jewelled style, in the lower lobe of each ear is permitted. Piercings of any other description are not allowed. No other jewellery is permitted e.g. no rings. If your religion requires you to wear more than one item, please discuss this with your child's head of year/pastoral manager.
<b>HAIR STYLES</b>	Hair must be of a natural colour. If extensions are worn, they must not be a different colour to the hair. Hair accessories (hair bands, bobbles, slides etc.) must be discreet and navy blue or black only.
<b>COSMETICS</b>	Temporary tattoos, false nails, coloured nail varnish, coloured contact lenses, non-medical tooth attachments (e.g. tooth gems), stickers on the face and make-up are not allowed. Henna is permitted following a religious festival, however students are not permitted to have henna on hands during examinations. We encourage families to consult the school calendar prior to having henna applied. We do not permit students to write on their hands. If students do have writing on their hands, they will be asked to remove it.



# OTHER ITEMS - KS3/KS4 (detailed)

<b>COAT</b>	A warm, waterproof coat is advised as we do encourage students to spend time outside during break and lunchtimes. Hoodies, tracksuit tops and denim jackets are not suitable as outdoor wear. Students are not permitted to wear coats in the school building. Coats should be stored in lockers. Students without a locker will be required to carry their coats with them. Gloves and non-religious scarfs should be removed upon entry to the building e.g. woollen scarfs.
<b>BAG</b>	All students should bring a suitably sized school bag to school on a daily basis. School bags should be able to carry at least one A4 folder and a pencil case and should not contain any offensive or political messaging. Students should bring a pencil case containing at least two black pens, two pencils, one green pen, a white board pen, a ruler, a calculator, a glue stick and an eraser. Students should bring their school planner to school on a daily basis.
<b>WATER BOTTLE</b>	Reusable water bottles containing still water are required on a daily basis. Fizzy pop and energy drinks are not allowed. We encourage students to label water bottles with their name. During examinations only clear water bottles will be permitted in to the exam hall.
<b>MOBILE PHONES</b>	Mobile phones are not allowed to be used on the school site, this includes before and after school. Students in Year 7 - 11 are not allowed to have a mobile phone on them during the school day. Mobile phones which are brought into school must be turned off and stored in the student's locker or handed in at the start of the school day. Any mobile phones belonging to Y7-Y11 students that are seen on the school site will be confiscated in line with the mobile phone policy (including on the internal path leading into or out of school) Sixth form students are permitted to carry their phones with them, but they should not be seen in the main building. Sixth form students are permitted to use their phone in the Sixth form social area only. Sixth form students are not permitted to use their phones to take photographs or video footage of staff or students.

# NON-UNIFORM DAY - KS3/KS4 (detailed)

## NON-UNIFORM DAYS DRESS CODE

On occasions when students are permitted to wear their own clothes (charity fund raisers, school trips and visits), it is important that students dress appropriately as the school is still a working environment.

- Hats should be removed inside the school building.
- Slash jeans should not be worn.
- Skirts, shorts and dresses should be at least mid-thigh length
- Usual school rules still apply to hair colouring.

The following clothing is not allowed:

- see-through clothing (e.g. see through blouses),
- strapless or spaghetti strapped tops,
- clothing that reveals the midriff,
- clothing with inappropriate logos or slogans, this includes clothing that could be considered political or partisan.
- flip flops, high heels, crocs or backless footwear.
- Large hooped earrings are not permitted for health and safety reasons.
- Nail extensions/false nails are not permitted for health and safety reasons.

Moderate makeup and nail varnish is permitted on a 'non-uniform' day but should be removed before the following school day.

## Additional information

**Confiscation of property:** Any other which break the school rules will be confiscated, placed in an envelope and locked away and will be returned at the end of the half term in which they have been confiscated. All confiscated items need to be collected by a parent/guardian and a letter will be sent home giving a time and date that the confiscated property can be collected. If items are not collected at the specified time, a further letter will be sent out and, should the item not be collected by this time, it will be discarded.

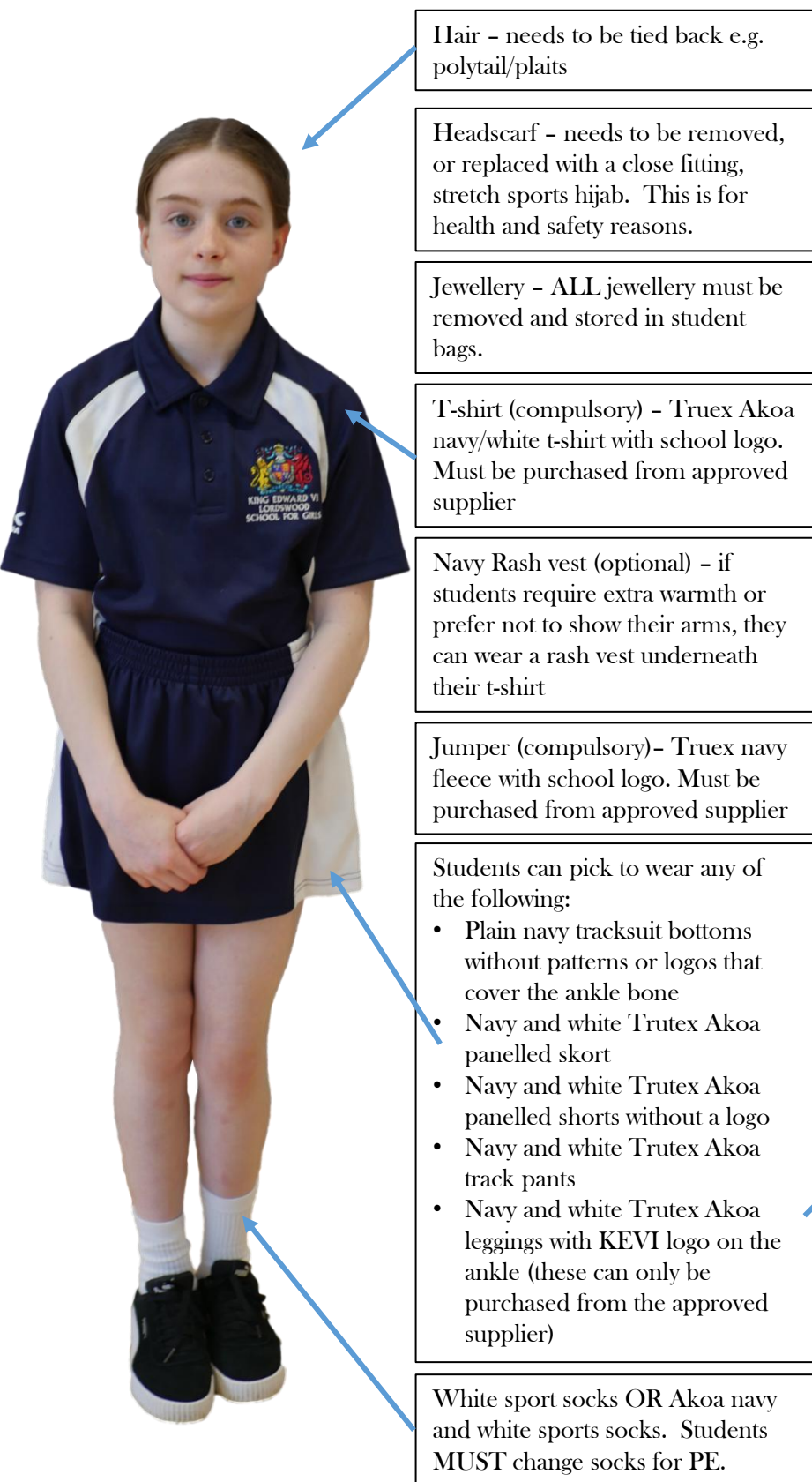
**Enforcement of the uniform policy:** It is the responsibility of parents to ensure that their daughter comes to school in the correct uniform. If there is a legitimate reason a note should be provided in the student planner. Failure to have a note from parent will result in a sanction being issued to the student. Please do not phone reception about missing/incorrect uniform as they will not have the capacity to pass this message on to all staff.

**Review Tutors are expected to check uniform on a daily basis** and students who are not in the correct uniform will be given a negative behaviour point. Repeatedly wearing incorrect uniform can lead to students being issued sanctions, sent home to change or being placed in isolation. Please see the school behaviour policy for more details.

All clothing and property should be clearly marked with the owner's name.



# PE UNIFORM - KS3/KS4 (Quick guide)



Hair - needs to be tied back e.g. ponytail/plaits

Headscarf - needs to be removed, or replaced with a close fitting, stretch sports hijab. This is for health and safety reasons.

Jewellery - ALL jewellery must be removed and stored in student bags.

T-shirt (compulsory) - Trutex Akoa navy/white t-shirt with school logo. Must be purchased from approved supplier

Navy Rash vest (optional) - if students require extra warmth or prefer not to show their arms, they can wear a rash vest underneath their t-shirt

Jumper (compulsory)- Trutex navy fleece with school logo. Must be purchased from approved supplier

Students can pick to wear any of the following:

- Plain navy tracksuit bottoms without patterns or logos that cover the ankle bone
- Navy and white Trutex Akoa panelled skirt
- Navy and white Trutex Akoa panelled shorts without a logo
- Navy and white Trutex Akoa track pants
- Navy and white Trutex Akoa leggings with KEVI logo on the ankle (these can only be purchased from the approved supplier)

White sport socks OR Akoa navy and white sports socks. Students MUST change socks for PE.

Astro Trainers - must be Astro trainers, not fashion pumps. Astro trainers are required to use the 4G pitch.



# PE UNIFORM - KS3/KS4 (detailed)

*All students must have the following school fleece and t-shirt.*

**T-SHIRT** Navy and white Trutex Akoa unisex polo shirt with the KEVI logo.

**JUMPER** Trutex Akoa navy fleece with the KEVI logo.

*Families can then select which of the following items best suits their child's' needs (please note that students will take part in outside and inside activities throughout the year):*

**SHORTS** Navy and white Trutex Akoa panelled shorts without a logo

**SKORTS** Navy and white Trutex Akoa panelled skort without a logo; navy and white Trutex Akoa panelled shorts without a logo

**LEGGINGS** Navy and white Trutex Akoa leggings with KEVI logo

**JOGGERS** Navy and white Trutex Akoa track pants without a logo  
Plain navy tracksuit bottoms without patterns or logos that cover the ankle bone;

*Additional guidance:*

**RASH VEST** Plain navy rash vest without logos can worn under the t-shirt for extra warmth or for modesty purposes, please note that this **cannot** be worn as an alternative to the t-shirt.

**HEAD SCARF** In line with AfPE guidance, if students wish to wear a headscarf for PE, then it should be a sports hijab (i.e. stretch material, close fitting with no pins) - this is for safety reasons. Alternatively headscarves can be removed for PE lessons.

**HAIR** Long hair must be tied back every lesson. Students should bring a hair bobble if they don't normally have their hair tied back in school

**JEWELLERY** Please note that all jewellery must be removed for PE lessons including earrings, watches, bangles and any other items deemed unsafe by any member of staff.

**SOCKS** Socks must be Akoa navy and white sports socks or plain white sports socks. Students should not wear the same socks for PE as they do for the rest of the school day, this is for hygiene reasons

**ASTRO TRAINERS** All students should have a pair of astro trainers with non-marking soles for all lessons. Astro trainers are essential so students can safely use the 4G pitch when weather is poor. They are also suitable for use in the sports hall. Purchasing Astro trainers will avoid the additional cost of purchasing moulded football boots in addition to trainers.

High-top boots and other 'fashion wear' pumps are not permitted as they do not offer the correct level of support.

*Students who have PE first lesson will be permitted to wear their PE kit to registration. They will be required to bring their usual uniform to get changed in to after PE. Failure to bring the correct uniform to change into could result in students being removed from lessons/sanctions imposed (in line with school behaviour policy). Students who have PE last lesson will be permitted to wear their PE kit home.*

# ADVICE FOR PARENTS

- Make sure everything is named – including water bottles (we literally have hundreds of water bottles handed in each term).
- Put PE kit in a distinctive bag, this will make it easier to identify when they misplace it.
- Lost property is accessible to all students – it can be found in the wooden drawers in the student foyer (where the review folders are kept). If your daughter has lost something get them to check lost property every day for a few weeks (often another student will have taken it home by accident).
- If you have an issue affording replacement uniform, please speak to your daughters achievement co-ordinator. We do have a small stock of ‘spare uniform’ that we can loan students if required.
- Don’t let your daughter convince you that everything has to have the school logo on it. Plain woollen navy blue jumpers from a supermarket are absolutely fine! The same with plain navy tracksuit bottoms – most supermarkets have really cheap plain ones in their school range.
- When purchasing the PE kit, remember that they will be required to go outside in the winter. To keep costs down we recommend joggers are the best value because these can be worn all year round and can be purchased from highstreet/supermarkets.
- Purchase skirts longer than the required length – students grow really quickly. If you buy them already 2cm above the knee then you will have to buy a new skirt before the end of the winter term.
- Hair grips are great for tightening waist bands if you struggle to find items to fit smaller waists <https://www.youtube.com/watch?v=48Sv2IAPHtg>
- Purchase trousers slightly too long so students have room to grow. If you do find trousers become too short, many parents have found that they can extend the life of the trousers by unpicking the hem.
- Don’t let your daughter convince you that everyone has pumps, lycra skirts, cropped trousers – trust me... they don’t!
- Do not allow your daughter to have any piercings throughout the year. The best time to have a piercing is the start of the summer holiday so they have time to heal before returning to school. We can’t allow students to wear any jewellery for PE even if they have only just been done.
- Please don’t spend a fortune on expensive pencil cases, sandwich boxes/bags – you will be amazed how many they will ‘misplace’ over the years.
- Don’t have henna designs applied any time around examinations – they will not be allowed to sit exams with henna on hands or arms.
- If unsure – please ask. We would prefer to answer lots of questions rather than you buy uniform that doesn’t meet the school policy.

# ADDITIONAL INFORMATION

- The uniform was designed following a full consultation involving students, parents and staff. Some examples of parent/student voice impacting the policy include:
  - Blazer – there was an overwhelming number of students who wanted a blazer as part of their school uniform
  - Patent shoes were allowed because parents indicated that this would reduce costs by enabling shoes to be purchased in supermarkets.
  - PE fleece – feedback indicated that students wanted something that felt soft on their skin
  - PE rash vest – feedback from students showed that some students wanted to be able to cover their arms without having to wear a thick jumper
  - PE range – students highlighted that they wanted the option of short/skorts for wearing in the summer months when warm weather made legging/joggers too warm.
  - PE range was changed from Navy/Gold to Navy/white due to supply issues highlighted by parent voice.
- Costs were reduced by reducing the amount of items containing the school logo (£3 per item that the logo was removed from), any items without the school logo can be purchased from a range of suppliers for example Trutex PE items are stocked in most uniform shops.
- Costs were reduced by introducing as many items as possible that could be purchased in supermarkets/high street shops e.g. skirt, shirts, jumpers, trousers, shoes, joggers, headscarves, rash vests, trainers.
- We explored a wide range of suppliers before selecting Clive Mark as our supplier of items containing the school logo. They were selected because they were significantly cheaper than other suppliers. By selecting as our main supplier they guaranteed to hold all items in stock – feedback from parents indicated that this was of high importance because you wanted to be able to access items quickly rather than having to order.
- Our main supplier offers a recycling scheme for old uniforms – if you donate old uniform you will receive a discount code for any new uniform purchased.
- Our main supplier offers a second hand uniform service. This involves old uniform being collected, sent to Trutex for cleaning and ‘renewing’ (tightening buttons, sewing any holes, replacing shoulder pads etc), these are then sold at a reduced price.
- If you do not want to return uniform to the supplier, the school collects any old/unwanted uniforms which it then uses to lend/donate to families who might not be able to afford new/second hand uniform.
- If your child has sensory issues due to a diagnosed need e.g. some students with ASD struggle with labels/certain textures, please speak to their nominated key worker about reasonable adjustments that we can make to ensure that uniform is not a barrier to learning.
- We pride ourselves in being a inclusive school. If there are any elements of the school uniform that cause concern for religious reasons, we encourage you to speak to your daughters achievement co-ordinator/pastoral manager in the first instance to explore possible adaptations that can be made.

Supplier:

<https://clivemark.co.uk/collections/king-edward-vi-lordswood-girls>

# SIXTH FORM DRESS CODE

Students in the sixth form can wear their own choice of clothes as part of the transition to independent student life.

Students must remember that they are members of the King Edward VI Lordswood School for Girls community and are role models for students in the lower years. We expect students to dress in a manner that is suitable for an educational environment and fits in with our priorities for health, safety and security, and is suitable for learning.

It is a sixth form privilege to have a reasonable amount of personal choice but students also have a responsibility to dress in the expected manner. It is possible at times that students may not meet our expectations, and the Sixth Form Team reserves the right to send home any student wearing clothes that are deemed inappropriate for the school environment. The following list outlines our expectations.

**The list, however, is not exhaustive and the overriding principle is that it is the judgement of staff that determines what is suitable.**

Students should not wear:

- Any items that feature provocative/political/partisan images or slogans
- Clothes that are overly revealing
- Ripped jeans, designer or otherwise
- Footwear which could cause damage to flooring or pose a health and safety risk such as flip flops, high heels or backless footwear. Crocs are not permitted.
- Extreme piercings and tattoos are not considered appropriate for the sixth form environment

For safeguarding reasons students must be recognisable as members of King Edward VI Lordswood School for Girls Sixth Form:

- ID badges **MUST** be worn around the neck at all times (not in pockets)
- Hoods, hats or caps that obscure facial features should not be worn in the school building.



